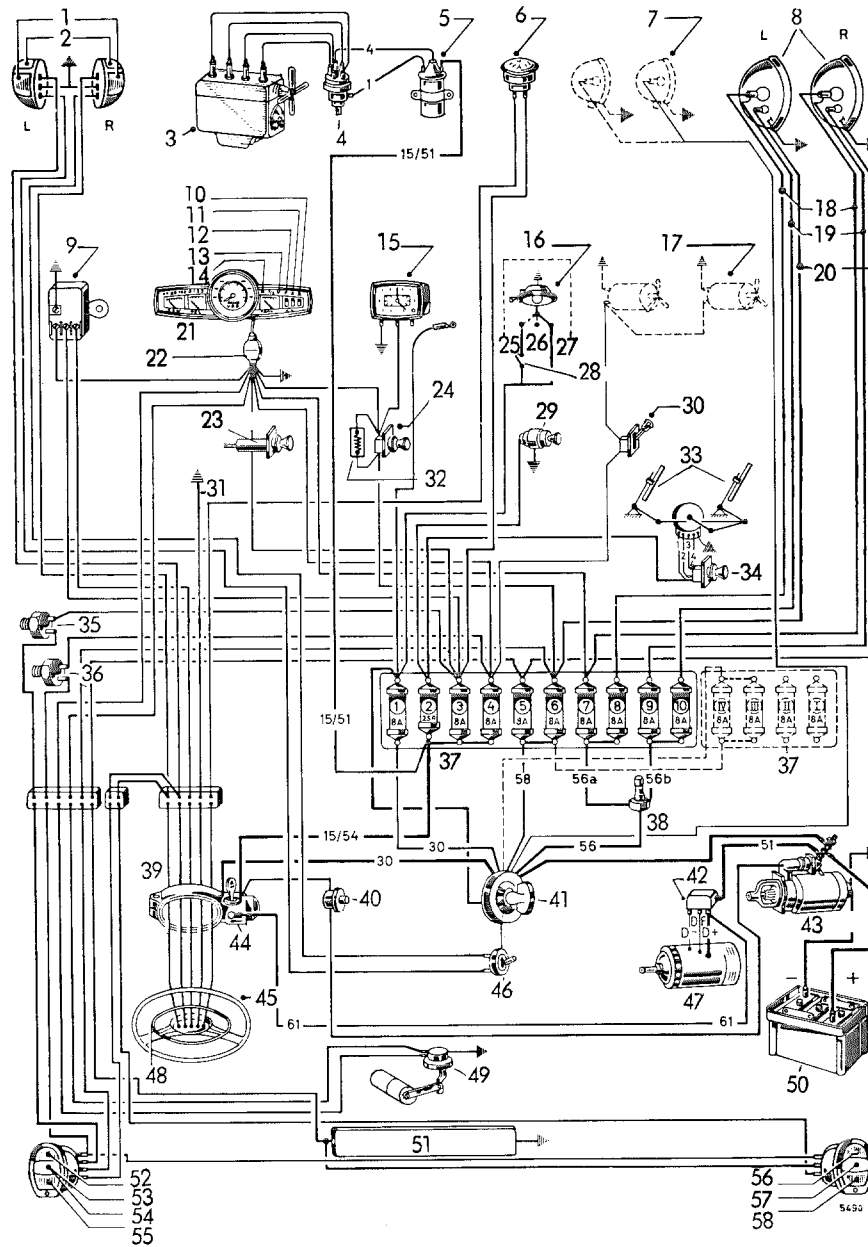


C. Circuit Diagrams

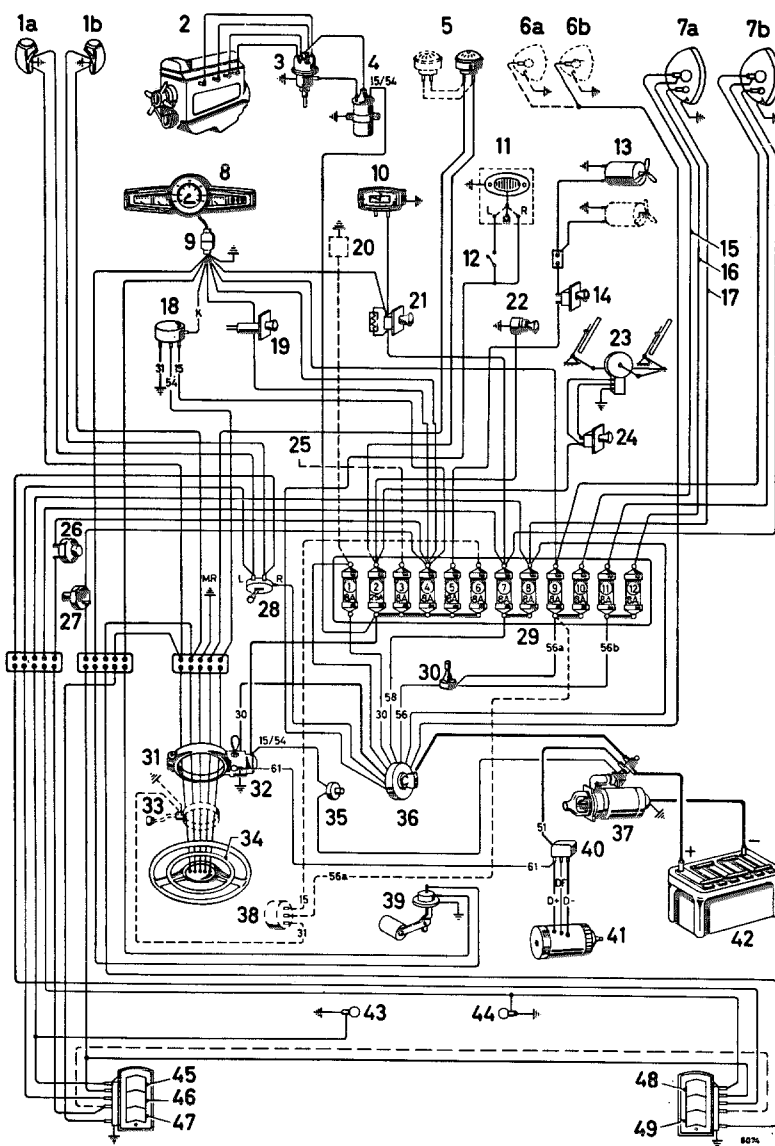
I. Model 180



The small numbers shown on the leads denote the numbers of the corresponding terminals.

- | | | |
|-----------------------------|-------------------------------------|--|
| 1 Flash signal | 21 Instrument cluster | 41 Rotary light switch with positions for clearance light and pull switch for fog lights |
| 2 Clearance light | 22 Coupling | 42 Regulator |
| 3 Engine | 23 Choke control | 43 Starter 6 volts |
| 4 Distributor | 24 Instrument lighting switch | 44 Charging light |
| 5 Ignition coil | 25 Left | 45 Steering wheel |
| 6 Horn | 26 Center | 46 Clearance light change-over switch |
| 7 Fog lights | 27 Right | 47 Generator 6 volts |
| 8 Headlights | 28 Door contact switch | 48 Horn ring and flash signal switch |
| 9 Flash signal mechanism | 29 Cigar lighter | 49 Fuel level indicator |
| 10 Flash signal pilot light | 30 Switch | 50 Battery 6 volts 84 Ah |
| 11 Choke control | 31 Ground, chassis | 51 License plate lighting |
| 12 Upper beam | 32 Dimmer resistance | 52 Stop light (left) |
| 13 Fuel gage | 33 Windshield wipers | 53 Reversing light |
| 14 Fuel reserve pilot light | 34 Switch with limit stop mechanism | 54 Tail light |
| 15 Clock | 35 Reversing light switch | 55 Flash signal |
| 16 Roof light with switch | 36 Stop light switch | 56 Stop light (right) |
| 17 Defroster blower | 37 Fuses | 57 Tail light |
| 18 Upper beam | 38 Foot dimmer switch | 58 Flash signal |
| 19 Lower beam | 39 Steering lock | |
| 20 Parking light | 40 Starter push-button switch | |

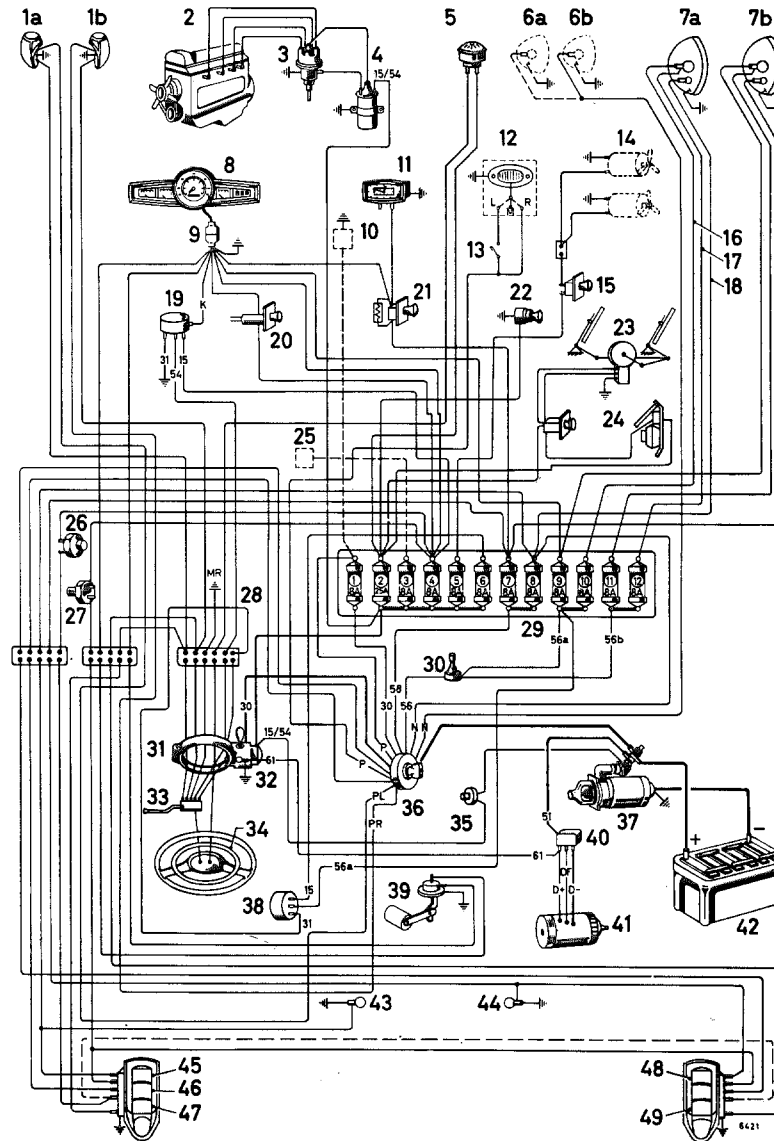
II. Model 180 a



The small numbers shown on the leads denote the numbers of the corresponding terminals.

- | | | |
|--|--|--|
| 1a Clearance light and flash signal, left | 17 Cable for parking light | 35 Starter button |
| 1b Clearance light and flash signal, right | 18 Flash signal mechanism | 36 Rotary light switch with positions for clearance light and pull switch for fog lights |
| 2 Engine | 19 Choke control | 37 Starter 12 v |
| 3 Distributor | 20 Socket (optional) | 38 Upper beam flash signal mechanism (optional) |
| 4 Ignition coil | 21 Instrument lighting switch | 39 Fuel level indicator |
| 5 Horn | 22 Cigar lighter | 40 Regulator |
| 6a Fog light, left | 23 Windshield wiper | 41 Generator 12 v |
| 6b Fog light, right | 24 Windshield wiper switch | 42 Battery 12 v |
| 7a Headlight, left | 25 Free for optional extra | 43 License plate lighting, left |
| 7b Headlight, right | 26 Reversing light switch | 44 License plate lighting, right |
| 8 Instrument cluster | 27 Stop light switch | 45 Tail, stop, clearance light, left |
| 9 Coupling | 28 Clearance light changeover switch | 46 Reversing light, left |
| 10 Clock | 29 Fuses | 47 Flash signal, left |
| 11 Interior light with switch | 30 Foot dimmer switch | 48 Tail, stop, clearance light, right |
| 12 Door contact | 31 Ignition switch and steering lock | 49 Flash signal, right |
| 13 Heater blower motors (optional) | 32 Charging light | |
| 14 Heater blower motor switch | 33 Upper beam flash signal switch (optional) | |
| 15 Cable for upper beam | 34 Horn ring and flash signal switch | |
| 16 Cable for lower beam | | |

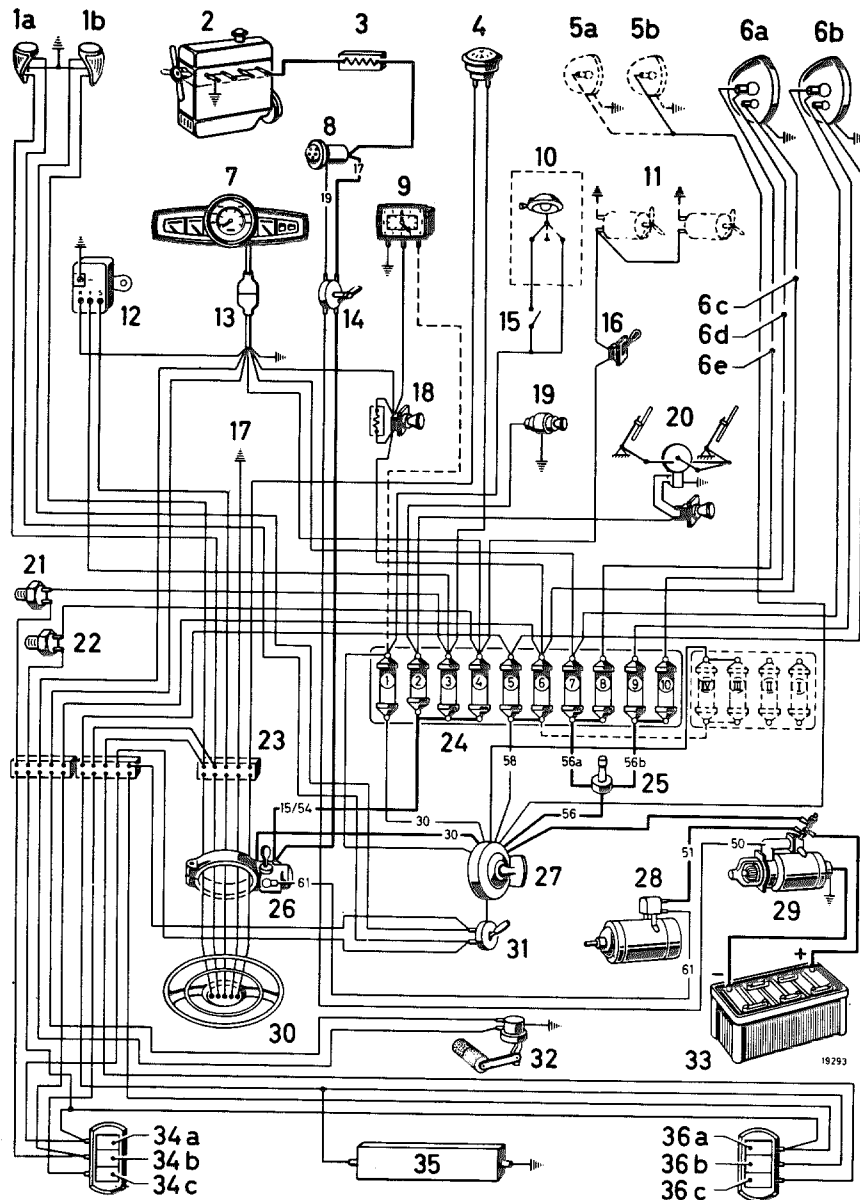
III. Model 180 b



The small numbers shown on the leads denote the numbers of the corresponding terminals.

- | | | |
|--|---|--|
| 1a Clearance light and flash signal, left | 17 Cable for lower beam | 35 Starter button |
| 1b Clearance light and flash signal, right | 18 Cable for parking light | 36 Rotary light switch with positions for clearance light and pull switch for fog lights |
| 2 Engine | 19 Flash signal mechanism | 37 Starter 12 v |
| 3 Distributor | 20 Choke control | 38 Upper beam flash signal mechanism |
| 4 Ignition coil | 21 Instrument lighting switch | 39 Fuel level indicator |
| 5 Horn | 22 Cigar lighter | 40 Regulator |
| 6a Fog light, left } (optional) | 23 Windshield wiper with switch | 41 Generator 12 v |
| 6b Fog light, right } | 24 Foot pump for windshield washer with windshield wiper switch | 42 Battery 12 v, 56 Ah |
| 7a Headlight, left | 25 Free for optional extras | 43 License plate and trunk compartment lighting, left |
| 7b Headlight, right | 26 Reversing light switch | 44 License plate and trunk compartment lighting, right |
| 8 Instrument cluster | 27 Stop light switch | 45 Tail, stop, clearance light, left |
| 9 Coupling | 28 Cable connector | 46 Reversing light, left |
| 10 Socket (optional) | 29 Fuses | 47 Flash signal, left |
| 11 Clock | 30 Foot dimmer switch | 48 Tail, stop, clearance light, right |
| 12 Interior light with switch | 31 Ignition switch and steering lock | 49 Flash signal, right |
| 13 Door contact | 32 Charging light | |
| 14 Heater blower motors (optional) | 33 Flash signal switch | |
| 15 Heater blower motor switch | 34 Horn ring | |

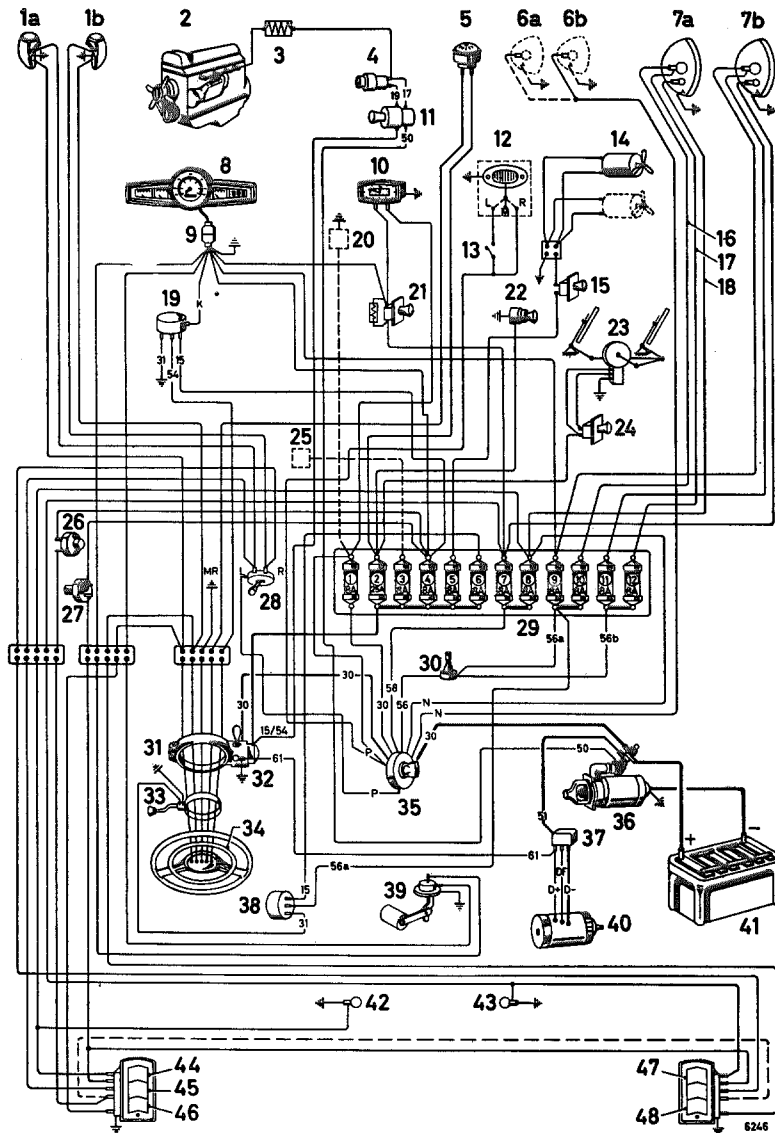
IV. Model 180 D



The small numbers shown on the leads denote the numbers of the corresponding terminals.

- | | | |
|------------------------------------|--|--|
| 1a Flash signal, left | 13 Coupling | 27 Rotary light switch with positions for clearance light and pull switch for fog lights |
| 1b Flash signal, right | 14 Glow plug starter switch | 28 Generator 12 v with regulator |
| 2 Engine | 15 Door contact | 29 Starter 12 v |
| 3 Glow plug resistance | 16 Switch with pilot light for heater blower motors | 30 Steering wheel with horn ring and flash signal switch |
| 4 Horn | 17 Ground, chassis | 31 Clearance light changeover switch |
| 5a Fog light, left | 18 Switch for instrument lighting and dimmer resistance | 32 Fuel level indicator |
| 5b Fog light, right | 19 Cigar lighter | 33 Battery |
| 6a Headlight, left | 20 Windshield wiper and switch with limit stop mechanism | 34a Clearance and stop light, left |
| 6c Cable for parking light | 21 Reversing light switch | 34b Reversing light and tail light, left |
| 6d Cable for lower beam | 22 Stop light switch | 34c Flash signal, left |
| 6e Cable for upper beam | 23 Cable connector | 35 License plate lighting |
| 7 Instrument cluster | 24 Fuses | 36a Clearance and stop light, right |
| 8 Glow plug indicator resistor | 25 Foot dimmer switch | 36b Tail light, right |
| 9 Clock | 26 Steering lock with charging light | 36c Flash signal, right |
| 10 Roof light with switch | | |
| 11 Heater blower motors (optional) | | |
| 12 Flash signal mechanism | | |

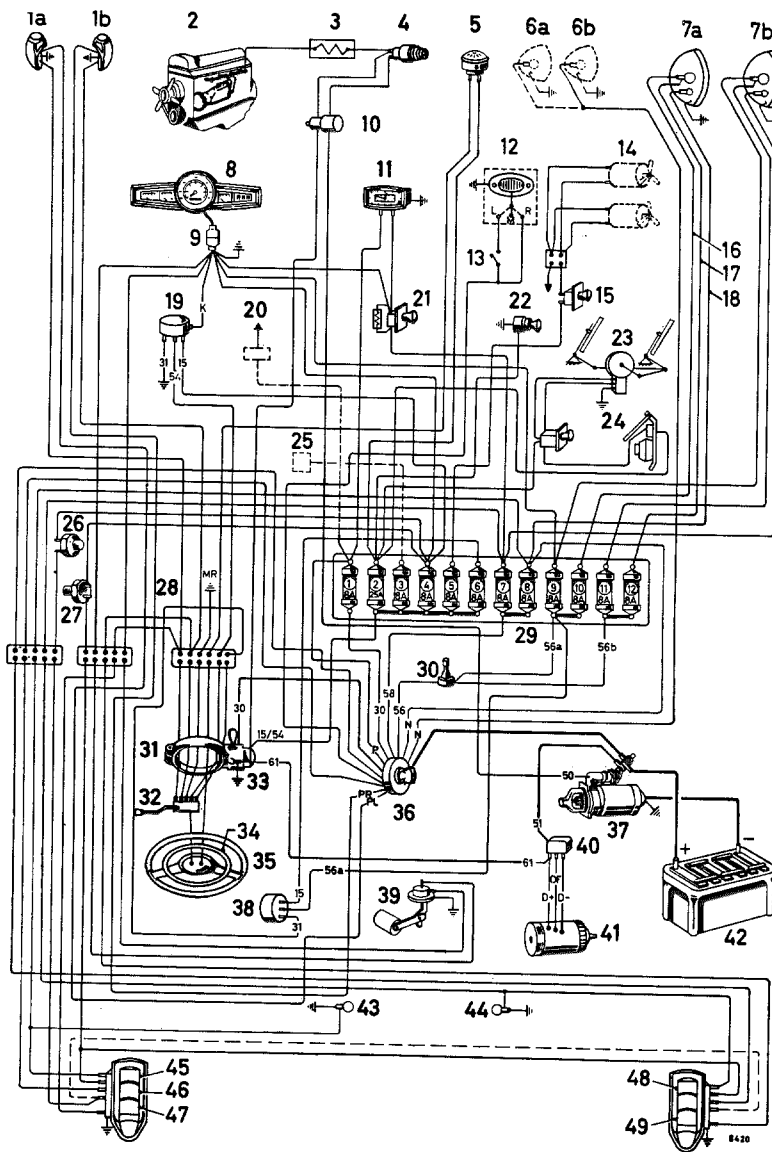
V. Model 190 D



The small numbers shown on the leads denote the numbers of the corresponding terminals.

- | | | |
|--|--|---|
| <p>1a Clearance light and flash signal, left
 1b Clearance light and flash signal, right
 2 Engine with glow plugs
 3 Glow plug resistance
 4 Glow plug indicator resistor
 5 Horn
 6a Fog light, left
 6b Fog light, right
 7a Headlight, left
 7b Headlight, right
 8 Instrument cluster
 9 Coupling
 10 Clock
 11 Glow plug starter switch
 12 Interior light with switch
 13 Door contact
 14 Heater blower motors
 15 Heater blower motor switch
 16 Cable for upper beam</p> | <p>17 Cable for lower beam
 18 Cable for parking light
 19 Flash signal mechanism
 20 Socket (optional)
 21 Instrument lighting switch
 22 Cigar lighter
 23 Windshield wiper
 24 Windshield wiper switch
 25 Free for optional extra
 26 Reversing light switch
 27 Stop light switch
 28 Clearance light changeover switch
 29 Fuses
 30 Foot dimmer switch
 31 Steering lock with glow plug and starter main switch
 32 Charging light
 33 Upper beam flash signal switch
 34 Horn ring and flash signal switch</p> | <p>35 Rotary light switch with positions for clearance light and pull switch for fog lights
 36 Starter 12 v
 37 Regulator
 38 Upper beam flash signal mechanism
 39 Fuel level indicator
 40 Generator 12 v
 41 Battery
 42 License plate and trunk compartment lighting, left
 43 License plate and trunk compartment lighting, right
 44 Tail, stop, clearance light, left
 45 Reversing light, left
 46 Flash signal, left
 47 Tail, stop, clearance light, right
 48 Flash signal, right</p> |
|--|--|---|

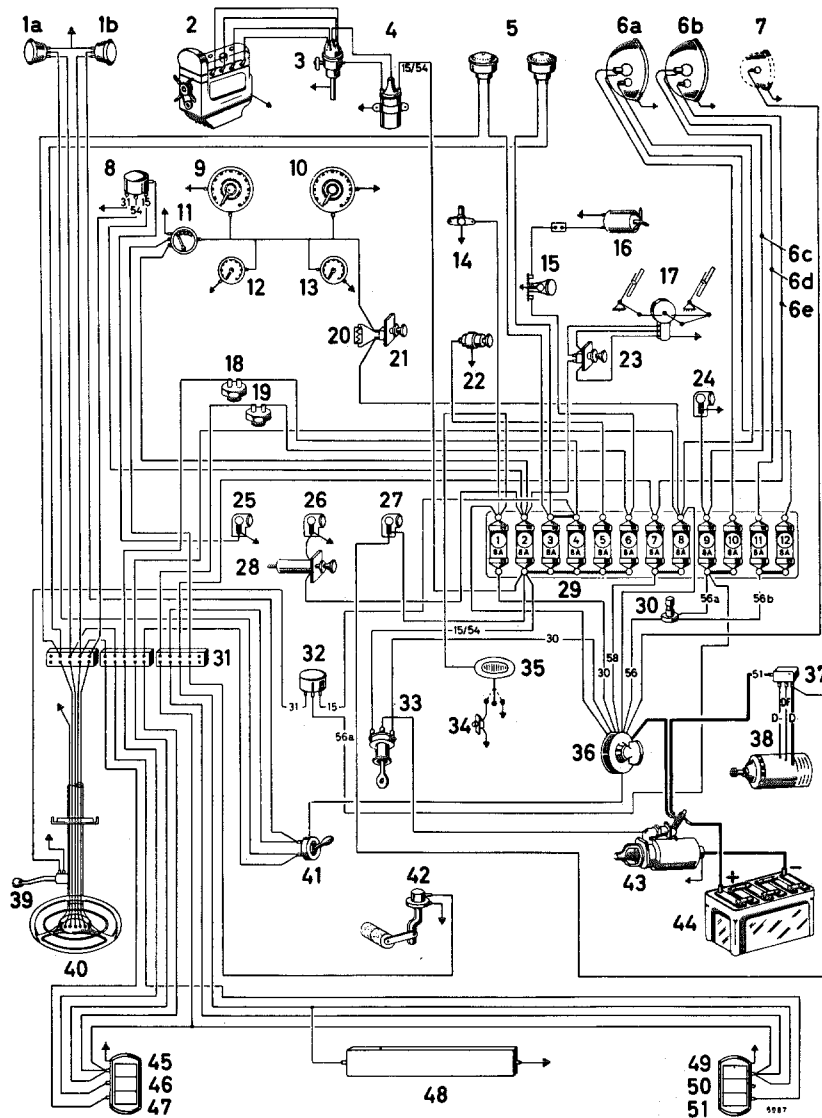
VI. Models 180 Db, 190 Db



The small numbers shown on the leads denote the numbers of the corresponding terminals.

- | | | |
|--|---|--|
| 1a Clearance light and flash signal, left | 17 Cable for lower beam | 35 Steering wheel |
| 1b Clearance light and flash signal, right | 18 Cable for parking light | 36 Rotary light switch with positions for clearance light and pull switch for fog lights |
| 2 Glow plugs (engine) | 19 Flash signal mechanism | 37 Starter 12 v |
| 3 Glow plug resistance | 20 Socket (optional) | 38 Upper beam flash signal mechanism |
| 4 Glow plug indicator resistor | 21 Instrument lighting switch | 39 Fuel level indicator |
| 5 Horn | 22 Cigar lighter | 40 Regulator |
| 6a Fog light, left } optional | 23 Windshield wiper with switch | 41 Generator |
| 6b Fog light, right } optional | 24 Foot pump for windshield washer with windshield wiper switch | 42 Battery 12 v, 56 Ah |
| 7a Headlight, left | 25 Free for optional extra | 43 License plate and trunk compartment lighting, left |
| 7b Headlight, right | 26 Reversing light switch | 44 License plate and trunk compartment lighting, right |
| 8 Instrument cluster | 27 Stop light switch | 45 Tail, stop, and clearance light, left |
| 9 Coupling | 28 Cable connector | 46 Reversing light, left |
| 10 Glow plug starter switch | 29 Fuses | 47 Flash signal, left |
| 11 Clock | 30 Foot dimmer switch | 48 Tail, stop, and clearance light, right |
| 12 Interior light with switch | 31 Steering lock | 49 Flash signal, right |
| 13 Door contact | 32 Flash signal switch | |
| 14 Heater blower motors (optional) | 33 Charging light | |
| 15 Heater blower motor switch | 34 Horn ring | |
| 16 Cable for upper beam | | |

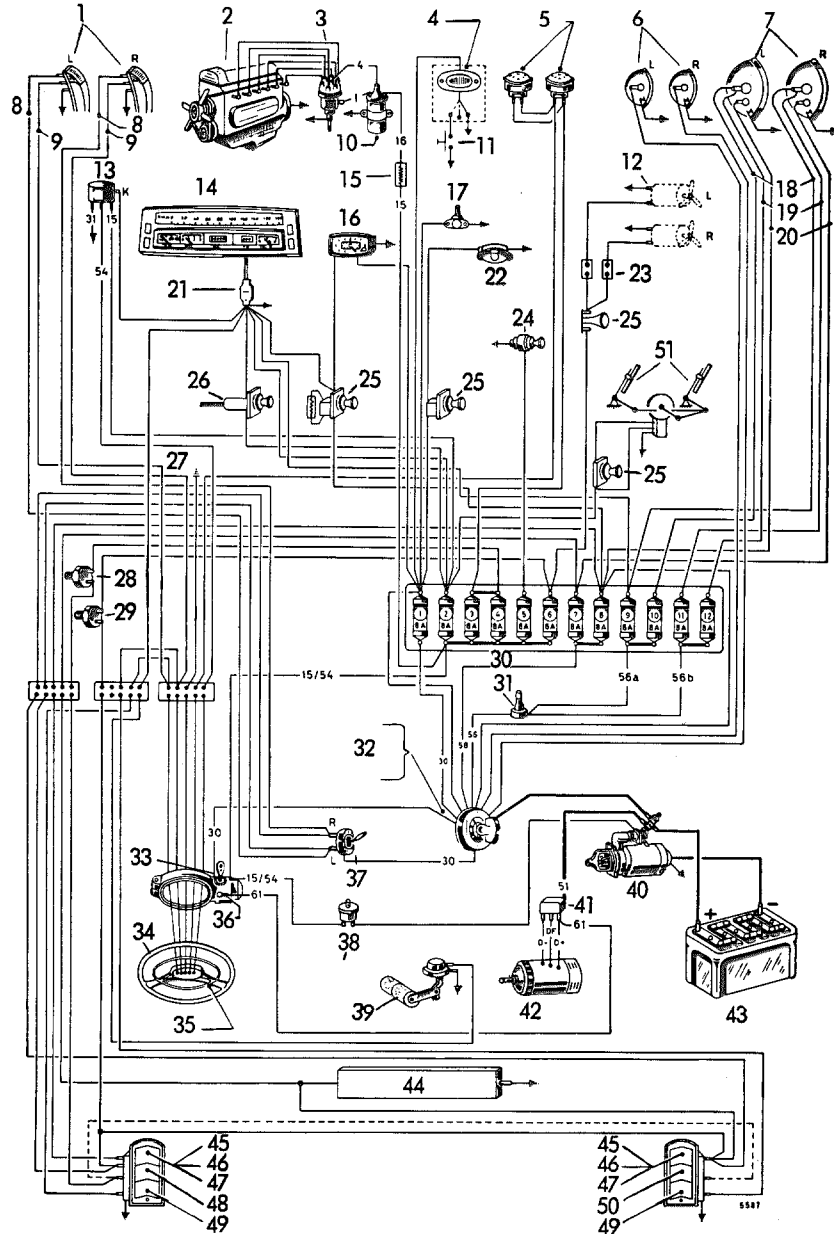
VII. Model 190 SL



The small numbers shown on the leads denote the numbers of the corresponding terminals.

- | | | |
|--|---|---|
| 1a Clearance light and flash signal, left | 16 Blower motor | 35 Interior light |
| 1b Clearance light and flash signal, right | 17 Windshield wiper | 36 Rotary light switch |
| 2 Engine | 18 Reversing light switch | 37 Regulator |
| 3 Distributor | 19 Stop light switch | 38 Generator |
| 4 Ignition coil | 20 Dimmer resistance | 39 Upper beam flash signal switch |
| 5 Horn | 21 Instrument lighting switch | 40 Steering wheel horn ring with flash signal contact |
| 6a Headlight, left | 22 Cigar lighter | 41 Clearance light changeover switch |
| 6b Headlight, right | 23 Push-pull switch for windshield wiper, two-speed | 42 Fuel level indicator |
| 6c Upper beam | 24 Upper beam pilot light | 43 Starter |
| 6d Lower beam | 25 Flash signal pilot light | 44 Battery |
| 6e Parking light | 26 Choke control pilot light | 45 Clearance, stop, and tail light, left |
| 7 Fog light | 27 Charging light | 46 Reversing light |
| 8 Flash signal mechanism | 28 Choke control | 47 Flash signal, left |
| 9 Revolution counter | 29 Fuses | 48 License plate and trunk compartment lighting |
| 10 Speedometer | 30 Foot dimmer switch | 49 Clearance, stop, and tail light, right |
| 11 Fuel reserve gage | 31 Cable connector | 50 Free for reversing light on right-hand drive cars |
| 12 Oil pressure gage | 32 Upper beam flash signal mechanism | 51 Flash signal, right |
| 13 Cooling water thermometer | 33 Ignition and starter switch | |
| 14 Socket | 34 Door contact | |
| 15 Heater blower switch | | |

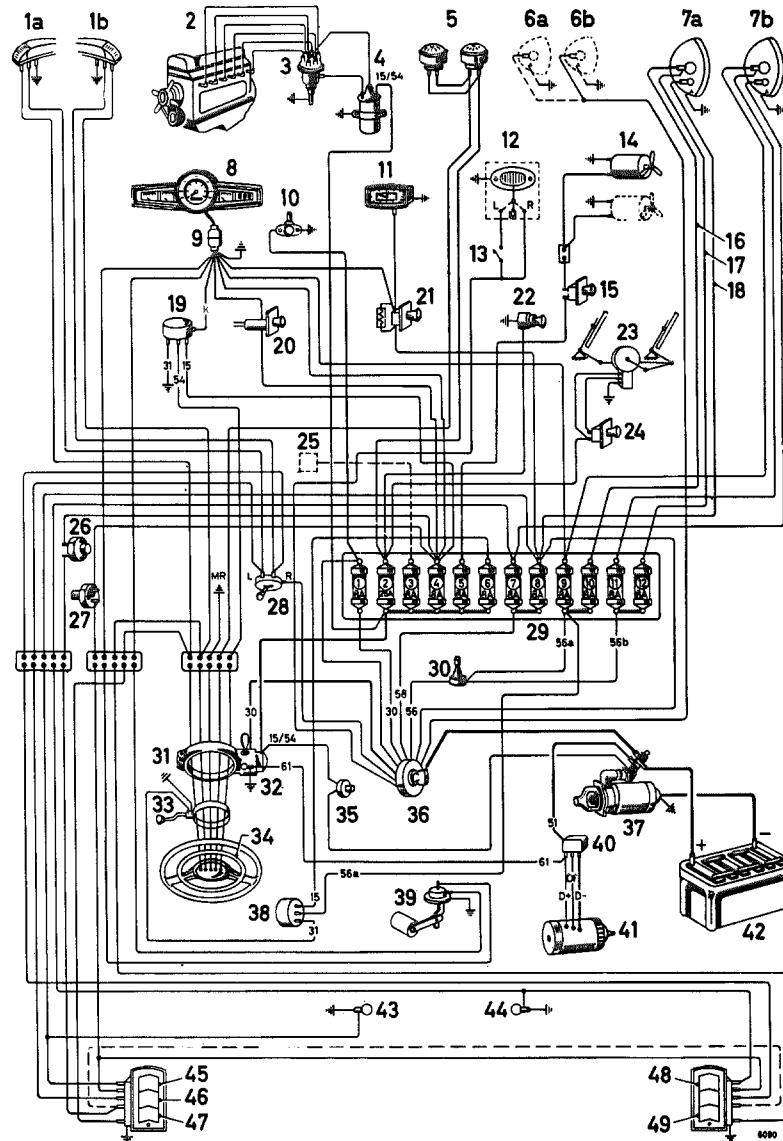
VIII. Model 220 a



The small numbers shown on the leads denote the numbers of the corresponding terminals.

- | | | |
|--------------------------------------|--|---|
| 1 Clearance lights and flash signals | 20 Parking light | 36 Charging light |
| 2 Engine | 21 Coupling | 37 Clearance light change-over switch |
| 3 Distributor | 22 Roof light | 38 Starter button |
| 4 Reading light | 23 Cable connector | 39 Fuel level indicator |
| 5 Horn | 24 Cigar lighter | 40 Starter 12 volts |
| 6 Fog lights | 25 Switch | 41 Regulator 12 volts |
| 7 Headlights | 26 Choke control | 42 Generator 12 volts |
| 8 Clearance light | 27 Ground, chassis | 43 Battery 12 volts |
| 9 Flash signal | 28 Reversing light switch | 44 License plate and trunk compartment lighting |
| 10 Ignition coil | 29 Stop light switch | 45 Tail light |
| 11 Door contact | 30 Fuses | 46 Stop light |
| 12 Heater blower motors | 31 Foot dimmer switch | 47 Clearance light |
| 13 Flash signal mechanism | 32 Rotary light switch with positions for clearance light and pull switch for fog lights | 48 Reversing light |
| 14 Instrument cluster | 33 Steering lock | 49 Flash signal |
| 15 Series resistance | 34 Steering wheel | 50 Free for reversing light (right-hand drive) |
| 16 Clock | 35 Horn ring and flash signal switch | 51 Windshield wipers |

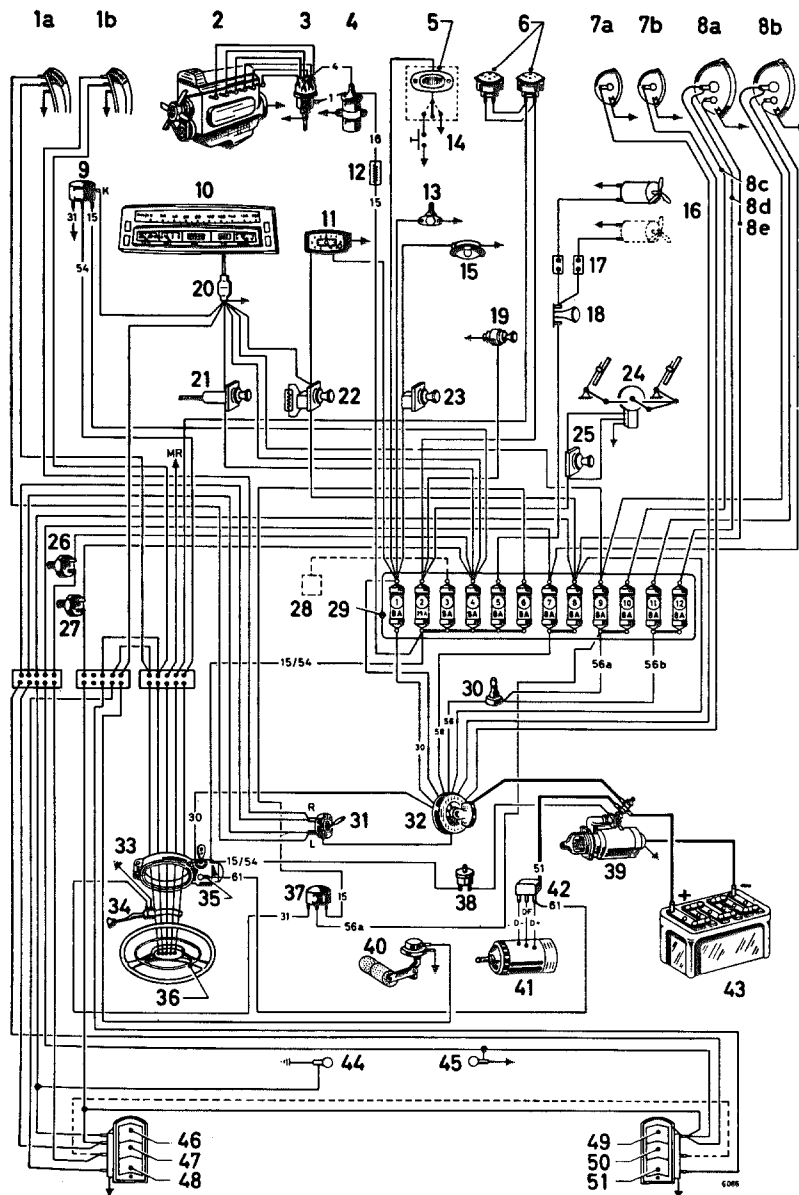
IX. Model 219



The small numbers shown on the leads denote the numbers of the corresponding terminals.

- | | | |
|--|--|--|
| 1a Clearance light and flash signal, left | 17 Cable for lower beam | 35 Starter button |
| 1b Clearance light and flash signal, right | 18 Cable for parking light | 36 Rotary light switch with positions for clearance light and pull switch for fog lights |
| 2 Engine | 19 Flash signal mechanism | 37 Starter 12 v |
| 3 Distributor | 20 Choke control | 38 Upper beam flash signal mechanism |
| 4 Ignition coil | 21 Instrument lighting switch | 39 Fuel level indicator |
| 5 Horn | 22 Cigar lighter | 40 Regulator |
| 6a Fog light, left | 23 Windshield wiper | 41 Generator 12 v |
| 6b Fog light, right | 24 Windshield wiper cable | 42 Battery 12 v, 56 Ah |
| 7a Headlight, left | 25 Cable for automatic clutch (optional) | 43 License plate lighting, left |
| 7b Headlight, right | 26 Reversing light switch | 44 License plate lighting, right |
| 8 Instrument cluster | 27 Stop light switch | 45 Tail, stop, clearance light, left |
| 9 Coupling | 28 Clearance light changeover switch | 46 Reversing light, left |
| 10 Socket | 29 Fuses | 47 Flash signal, left |
| 11 Clock | 30 Foot dimmer switch | 48 Tail, stop, clearance light, right |
| 12 Interior light with switch | 31 Ignition switch and steering lock | 49 Flash signal, right |
| 13 Door contact | 32 Charging light | |
| 14 Heater blower motors | 33 Upper beam flash signal switch | |
| 15 Switch | 34 Horn ring and flash signal switch | |
| 16 Cable for upper beam | | |

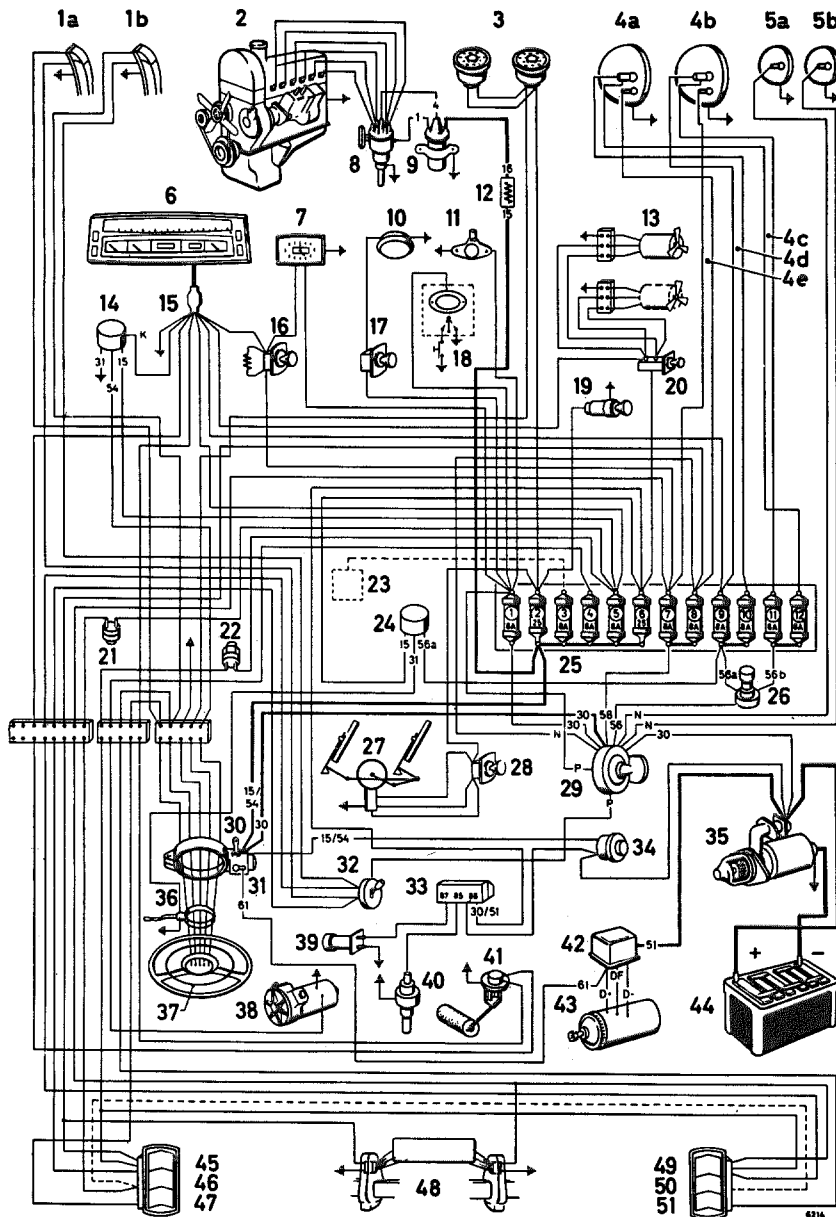
X. Model 220 S



The small numbers shown on the leads denote the numbers of the corresponding terminals.

- | | | |
|--|---|--|
| <p>1a Clearance light and flash signal, left
1b Clearance light and flash signal, right
2 Engine
3 Distributor
4 Ignition coil
5 Reading light
6 Horns
7a Fog light, left
7b Fog light, right
8a Headlight, left
8b Headlight, right
8c Cable for upper beam
8d Cable for lower beam
8e Cable for parking light
9 Flash signal mechanism
10 Instrument cluster
11 Clock
12 Series resistance
13 Socket
14 Door contact
15 Roof light</p> | <p>16 Heater blower motors, left, right (optional)
17 Cable connector
18 Heater blower motor switch
19 Cigar lighter
20 Coupling
21 Choke control
22 Instrument lighting switch
23 Roof light switch
24 Windshield wiper
25 Windshield wiper switch
26 Reversing light switch
27 Stop light switch
28 Cable for automatic clutch (optional)
29 Fuses
30 Foot dimmer switch
31 Clearance light changeover switch
32 Rotary light switch with positions for clearance light and pull switch for fog lights
33 Ignition switch and steering lock</p> | <p>34 Upper beam flash signal switch
35 Charging light
36 Horn ring and flash signal switch
37 Upper beam flash signal mechanism
38 Starter push-button switch
39 Starter 12 v
40 Fuel level indicator
41 Generator 12 v
42 Regulator
43 Battery 12 v
44 License plate and trunk compartment lighting, left
45 License plate and trunk compartment lighting, right
46 Tail, stop, and clearance light, left
47 Reversing light, left
48 Flash signal, left
49 Tail, stop, and clearance light, right
50 Free for reversing light on right-hand drive cars
51 Flash signal, right</p> |
|--|---|--|

XI. Model 220 SE



The small numbers shown on the leads denote the numbers of the corresponding terminals.

- | | | |
|---|--|---|
| 1a Flash signal, left | 15 Coupling | 32 Clearance light changeover switch |
| 1b Flash signal, right | 16 Instrument lighting switch
(with dimmer resistance) | 33 Relay, automatic starter aid |
| 2 Engine | 17 Roof light switch | 34 Starter push-button switch |
| 3 Horn | 18 Reading light with door contact | 35 Starter |
| 4a Headlight, left | 19 Cigar lighter | 36 Upper beam flash signal switch |
| 4b Headlight, right | 20 Heater blower motor switch | 37 Horn ring and flash signal switch |
| 4c Cable for lower beam | 21 Reversing light switch | 38 Fuel feed pump |
| 4d Cable for upper beam | 22 Stop light switch | 39 Magnet for mixture enrichment |
| 4e Cable for parking light | 23 Cable for hydraulic automatic
clutch (optional) | 40 Fuel level indicator |
| 5a Fog light, left | 24 Upper beam flash signal mechanism | 41 Fuel level indicator |
| 5b Fog light, right | 25 Fuses | 42 Regulator |
| 6 Instrument cluster | 26 Foot dimmer switch | 43 Generator |
| 7 Clock | 27 Windshield wiper | 44 Battery |
| 8 Distributor | 28 Windshield wiper switch | 45 Tail, stop, clearance light, left |
| 9 Ignition coil | 29 Rotary light switch with positions for
clearance light and pull switch for
fog lights | 46 Reversing light |
| 10 Roof light | 30 Steering lock | 47 Flash signal, left |
| 11 Socket | 31 Charging light | 48 License plate lighting |
| 12 Series resistance | | 49 Tail, stop, clearance light, right |
| 13 Heater blower motors, left
(right optional) | | 50 Free for reversing light on
right-hand drive cars |
| 14 Flash signal mechanism | | 51 Flash signal, right |